



## Jetstream 3000 Series 8,000 to 40,000 psi Convertible Waterjet System - up to 150HP

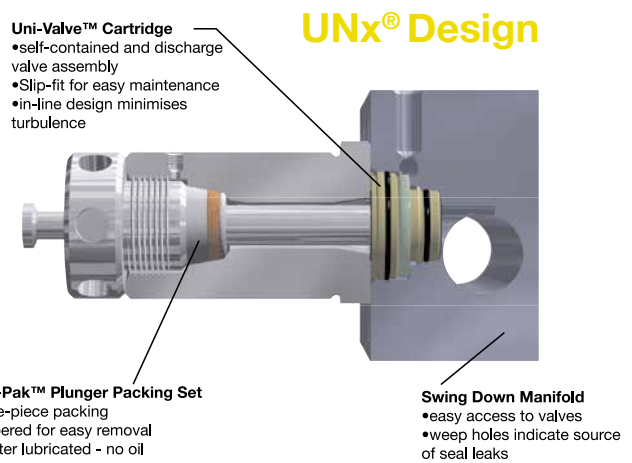
Asia Waterjet's 3000 Series Jetstream Pumps are impressively innovative whilst remaining invariably simple.

Comprised of a modest 37 parts in the fluid end, our Jetstream pumps are reliable and easily serviceable, even on site.

All of AWE's Jetstream pumps are dynamic by design, and can be quickly converted between low flow/ultra high pressure and low pressure/high flow formats.

With 15k, 20k, & 40k PSI fluid end options, the pressure conversion can be completed in around 30 minutes, maximising its utilisation and making ours, the most cost effective solution available on the market.

Customised build options are available, and include skid, canopy and trailer; and can be containerised on request.



### Versatility

- **30 minute pressure conversion:** switch from 300BAR to 2750BAR
- **Bolt-on** fluid ends - 8 manifold bolts



### Simplicity

- Fluid End containing **only 37 parts**
- One piece cartridge incl. suction, discharge, seat & springs
- **No need for special tools**



### Serviceability

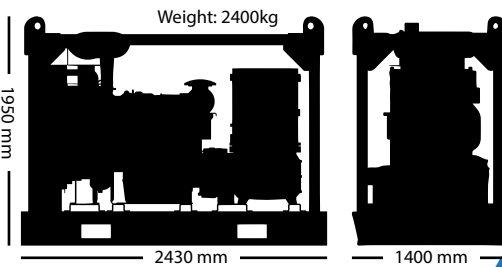
- Packing change in just **5 minutes**
- **15 minute** pop-out cartridge valve change
- **No mechanical skills needed**
- **No Torque Wrench required**

	Plunger Number	Pressure		Flow	
		BAR	PSI	LPM	USGPM
125HP	3015 - 125				
	11	550	8000	88	23.2
	10	690	10000	69	18.4
	9	860	12500	56	14.9
	8	1035	15000	45	11.8
	3020 - 125				
	8A	1200	17500	42	11.2
	7	1380	20000	34	9
3040 - 125					
5	2500	36000	19.5	5.2	

	Plunger Number	Pressure		Flow	
		BAR	PSI	LPM	USGPM
150 HP	3015 - 150				
	11	690	10000	88	23.3
	10	860	12500	69	18.4
	9	1035	15000	57	14.9
	3020 - 150				
	8A	1380	20000	42	11
	3040 - 150				
	6	2500	36000	23	6
5	2750	40000	19.5	5.2	




**Simply Superior**



The above performance table depicts some of the more popular performances available. Other pressure/flow combinations are available; please contact our sales team to discuss further your specific requirements

## Unit Options



**Diesel**

- 50°C Tropical spec engine radiator
- 125HP to 600HP
- Mechanical Volvo, Cummins & Deutz engines
- Tier 1, 2 & 3 options
- Optional ATEX certification



**Electric**

- Can be approved for use in Zone 1 & 2 Hazardous Areas
- 75kw to 260kw
- Voltage and cycles to suit



**Skid**

- Folded steel skid with bunding to capture spilt liquids,
- Forklift slots for easy placement,
- Mounting points for installation of lifting frames/canopy
- Off-shore DNV crash frames can also be accommodated.



**Canopy / Container**

- Unsilenced
- Sound attenuation on request
- Four corner lifting eyes for easy placement.



**Trailer**

- Easily manoeuvrable
- Full road-worthy trailer with hydraulic over run braking system (off highway use)
- Site trolley format with a fixed rear axel & pivoting front axel.

**FOR MORE INFORMATION**